



Center One Object in Photoshop

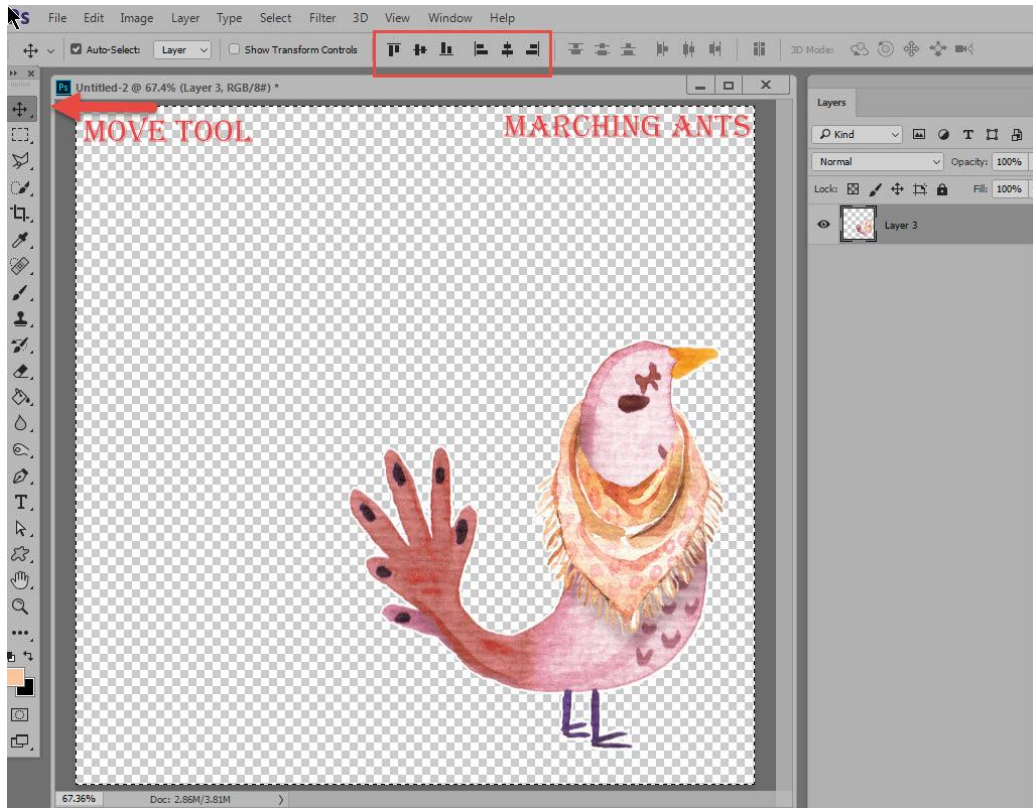
a Photoshop Tutorial

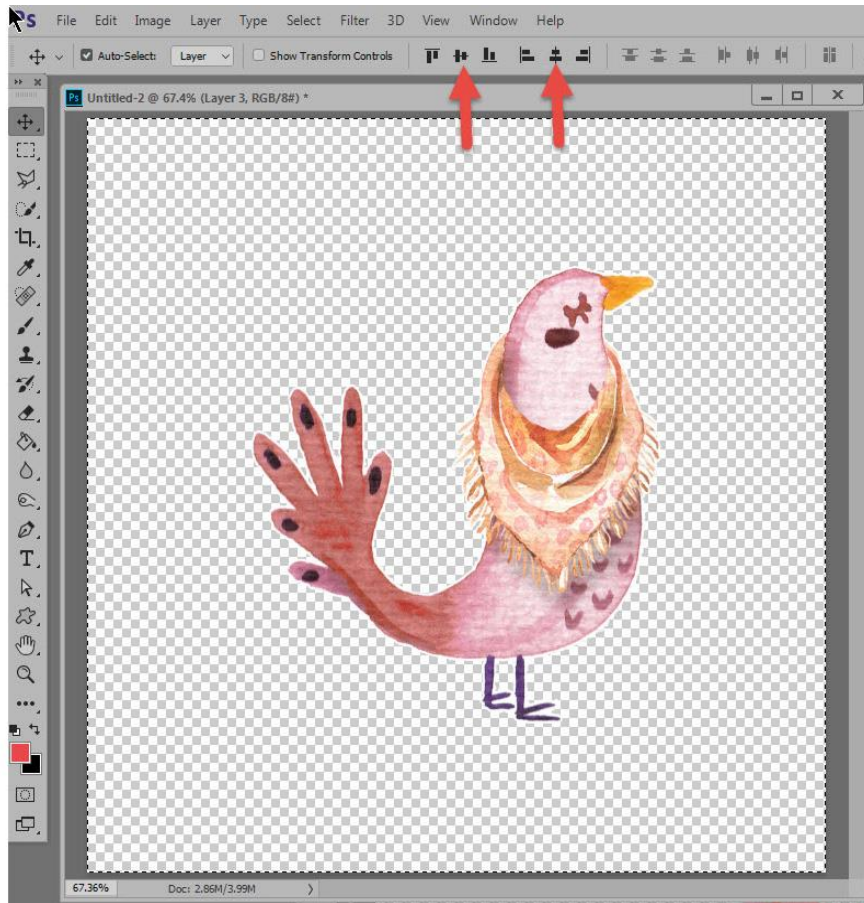
"If you have just one object on your canvas in Photoshop, how do you center it? Please don't tell me you have to use Grids, Guides, or Rulers!"

I was asked this question, this week, by a scrapper brand new to [Photoshop](#). I'm happy to say the answer is "No!" There's an easier way!

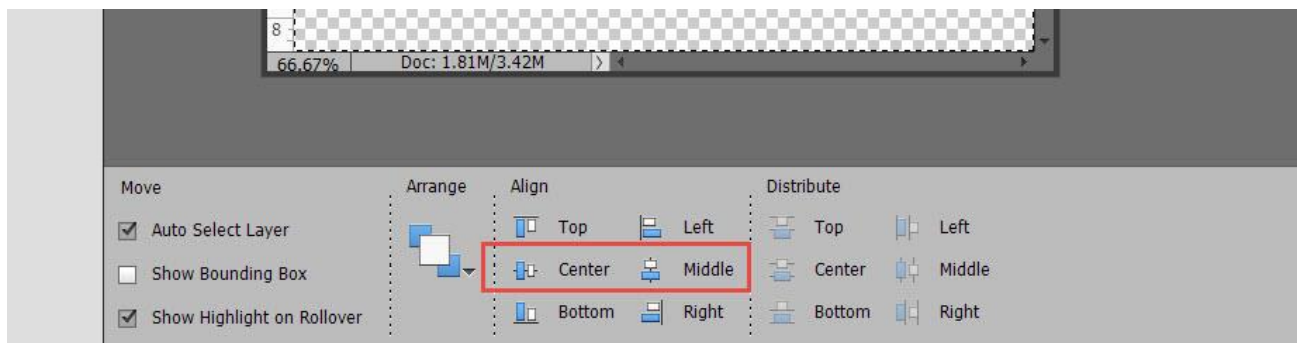
Here's how:

1. Control + A to "select all" that is on the canvas (in our case just one object). The marching ants around the entire canvas will indicate that "all" has been selected.
2. Select the MOVE tool. When you do so, the first two Align tools will become available in the top menu bar.
3. Click on "Align Vertical Centers" and "Align Horizontal Centers" in the top menu bar, and Photoshop will center the one object perfectly for you on your canvas.





This Tip also works in Photoshop Elements (PSE). In PSE, the menu bar is at the bottom of the screen, and the options are: Align Center and Align Middle.



I love it when Photoshop makes things easy for us!

Thank you for downloading my tutorial!

Karen Schulz
[SnickerdoodleDesigns](http://SnickerdoodleDesigns.com)

