




How to Recolor Irish Lace Styles in Photoshop Elements

[Irish Lace Styles 02](#) on Sunday, and wrote a post on how they worked so beautifully with [Manu Scraps' Doily and Snowflake Generator Action](#) and [Jilbert's Bits of Bytes Filigree Action](#). ([Making your own Doilies and Snowflakes](#)). I included a grayscale lace in Irish Lace Styles 02 and promised to show you how to recolor the style... so let's take a look at how that's done.

Two days ago we used CC2017 to recolor the grayscale style ([How to Recolor Irish Lace Styles in Photoshop](#)). Today let's look at how to recolor them in Photoshop Elements.

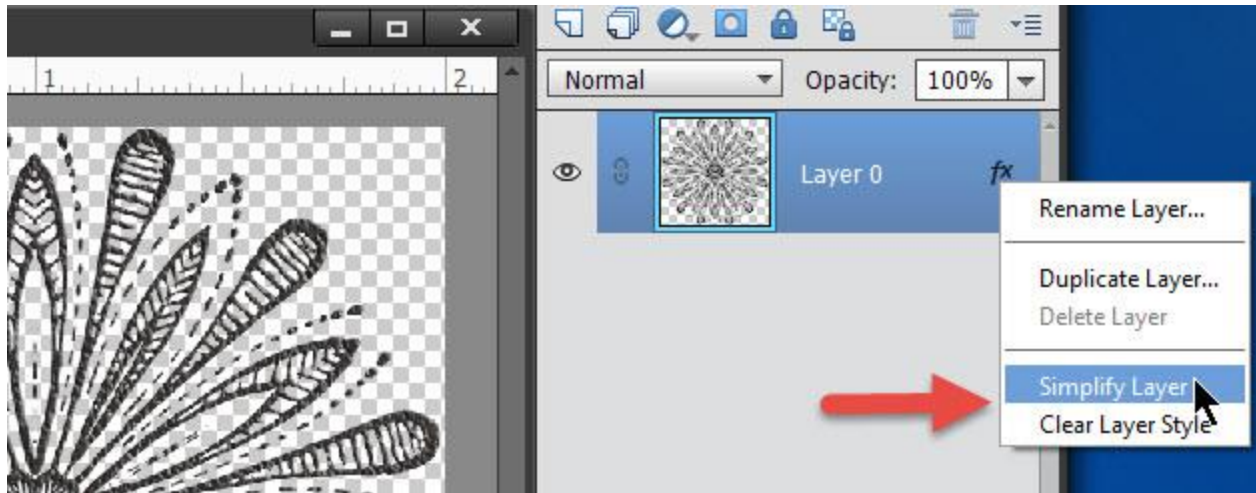


I love this snowflake Manu created with her Action, so let's use it in our example.




Instructions:


- Install the Irish Lace Styles 02 in [Photoshop Elements](#)
- Open the object you want to stylize (in this case Manu's snowflake)
- Apply the Grayscale Style.
- Right click the layer to open the options panel and choose: Simplify Layer. This will merge the style to the object.



- Apply a Solid Color Overlay.
 - You may go to the top menu bar and choose: Layer > New Fill Layer > Solid Color, OR
 - Click on the "Create new Fill Layer or Adjustment Layer" icon in the Layers Panel, and choose Solid Color



- Once your Solid Color Adjustment Layer is placed, the Color Picker will open. Choose the color you would like to use, then click OK. In my example, I chose color bf4b58 by typing in the Hex Code.
- Clip the Color Adjustment layer to the Object below by holding down the ALT key and hovering your mouse in-between the 2 layers. When you see the down-pointing arrow, click your left mouse once.
- Experiment with Blend Modes until you let the look you like. In this example, Linear Dodge looks nice.
- If you would like to apply a drop shadow, apply it to your object. I applied one of my [Drop Shadow Styles](#), and here is the result.



That's it! That's how easy it is!

I hope you have found this helpful, and that you enjoy experimenting with color changes!

My Irish Lace Styles 02 are *available at an introductory 30% savings* and are available at:

[SnickerdoodleDesigns](#) [theStudio](#) [CU Digitals](#) [The Digichick](#)

You will find Manu's [Doily and Snowflake Generator Action](#) at theStudio, on sale.

And you can find Jill's Filigree Maker Action on sale at:

[Jilbert's Bits of Bytes](#) and [theStudio](#)

If you would like to download a PDF of this tutorial you may do so here: [How to Recolor Irish Lace Styles](#) in Photoshop Elements

If you would like to watch a short video on this process you may do so here: [How to Recolor Irish Lace Styles in Photoshop Elements You Tube Video](#)

Thank you for downloading my tutorial!

Karen Schulz
SnickerdoodleDesigns